

GLOBAL  
BEAUTY  
COMPANY

APR

Investor Relations 2026

Global Beauty Company – APR Corporation

1<sup>st</sup> Quarter 2026 Results

2026.05.07

# Disclaimer.

This presentation contains preliminary consolidated earnings results prepared in accordance with K-IFRS(Korean International Financial Reporting Standards).

The Company has early adopted K-IFRS 1118, *Presentation and Disclosure in Financial Statements* (IFRS 18), from fiscal year 2026. Accordingly, the prior-period financial information for fiscal year 2025 has been restated on the same basis for comparability purposes. The restated prior-period figures may differ from those previously disclosed by the Company.

This presentation has been prepared solely for the convenience of investors prior to the completion of the external auditor's audit or review procedures. Accordingly, certain information contained herein may be subject to change upon completion of such audit or review.

This presentation may contain forward-looking statements that have not been independently verified. These statements relate to future events, rather than historical facts, and reflect the Company's current expectations regarding its future business conditions, financial performance and results of operations. Forward-looking statements may include, without limitation, words such as "expect," "forecast," "plan," "anticipate," "believe," "estimate," "intend," "target," "guidance," "(E)," and other similar expressions.

Forward-looking statements are subject to inherent risks and uncertainties, including changes in future business environments, market conditions and the Company's business strategy. As a result, actual results may differ materially from those expressed or implied by such forward-looking statements.

Any outlook or forward-looking information contained herein is based on information available as of the date of this presentation and reflects the Company's current assumptions and management judgment as of such date. Such information may be revised or updated due to changes in market conditions, business environments, strategy or other factors, without prior notice.

The Company and its directors, officers, employees and affiliates shall not be liable for any losses or damages arising from the use of, or reliance on, any information contained in this presentation.

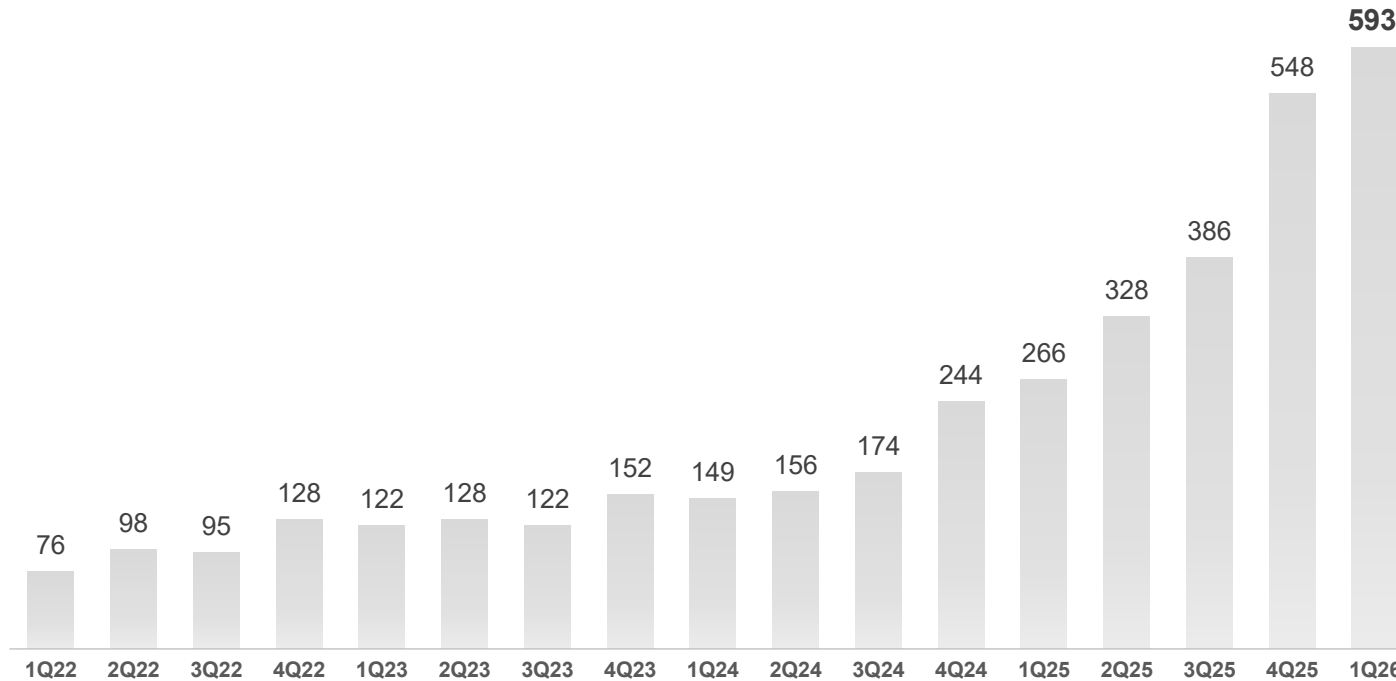
# Quarterly Revenue Trends

1Q 2026 consolidated revenue reaches KRW 593bn

Achieved a new quarterly record, surpassing the previous peak season 4Q performance

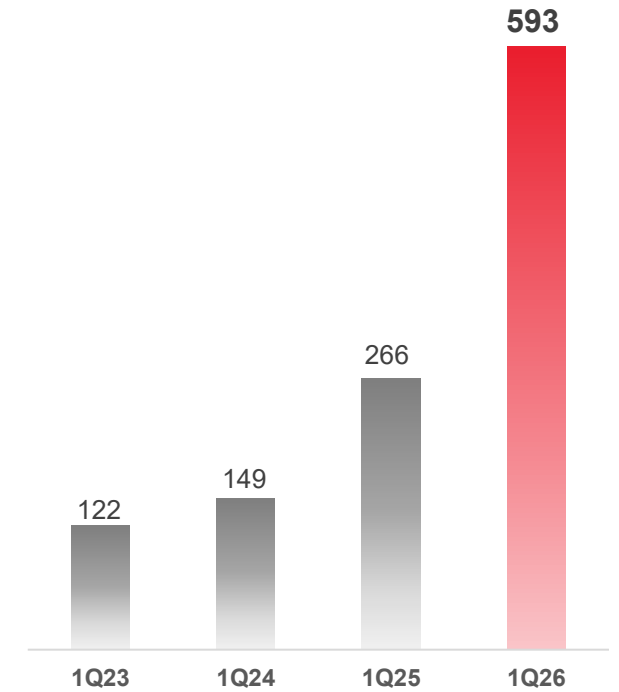
## Quarterly Revenue Trends

(Unit : KRW Bn)



## 1Q Revenue Trends

(Unit : KRW Bn)



Achieved record-high quarterly revenue and operating profit, sustaining strong growth

Revenue of KRW 593 bn(+123% YoY), O·P of KRW 152 bn(+174% YoY), OPM 25.7%(+4.8%p YoY)

Unit : KRW Mn, %	Quarter					Note
	1Q25	% of	1Q26	% of	YoY	
<b>Revenue</b>	<b>266,033</b>	<b>100.0%</b>	<b>593,356</b>	<b>100.0%</b>	<b>+123.0%</b>	
Cosmetics/Beauty	165,010	62.0%	452,563	76.3%	+174.3%	
Beauty Device	90,909	34.2%	132,740	22.4%	+46.0%	
Others	10,114	3.8%	8,052	1.4%	-20.4%	
<b>Operating Profit</b>	<b>55,627</b>	<b>20.9%</b>	<b>152,272</b>	<b>25.7%</b>	<b>+173.7%</b>	
O·P Margin(%)	20.9%	-	25.7%	-	+4.8%p	
<b>Net Profit</b>	<b>49,941</b>	<b>18.8%</b>	<b>117,264</b>	<b>19.8%</b>	<b>+134.8%</b>	
Net Margin(%)	18.8%	-	19.8%	-	+1.0%p	

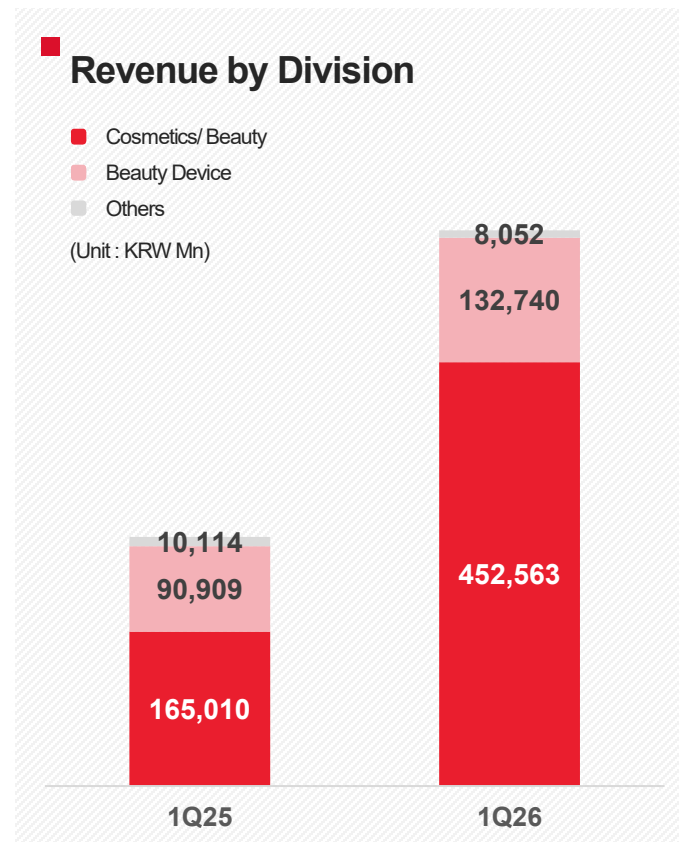
Note 1) The Company has early adopted K-IFRS No.1118, Presentation and Disclosure in Financial Statements (IFRS 18), from the 2026 fiscal year.

Accordingly, the prior-period financial information for 2025 has been restated under the same basis of presentation to enhance comparability, and the restated figures may differ from those previously disclosed.

# 1st Quarter Results by Division

**Cosmetics: Strong growth driven by core portfolio expansion, achieving record-high performance**

**Beauty Device: Record-high revenue as global demand continued to rise**



(Unit : KRW Mn)

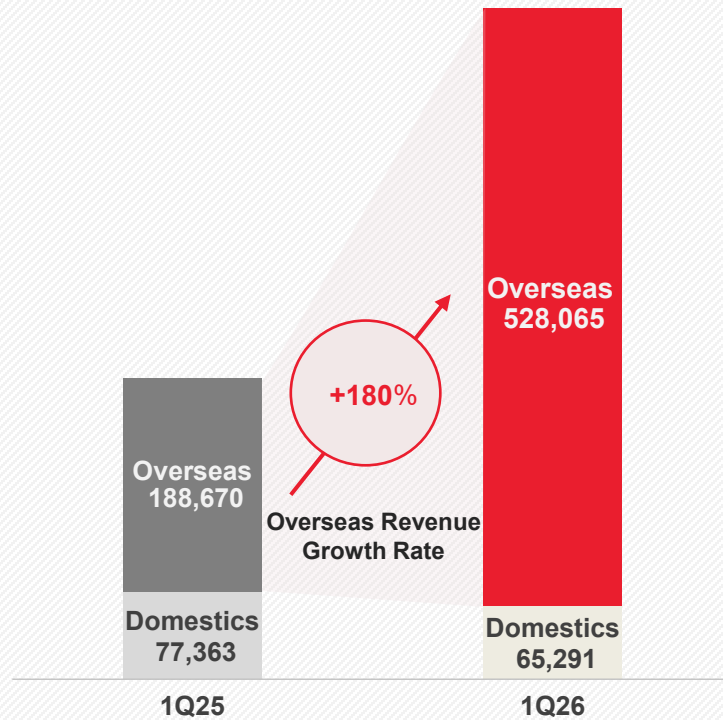
Division	1Q25	1Q26	YoY	Key Notes
<b>Cosmetics / Beauty</b>	165,010	<b>452,563</b>	<b>+174.3%</b>	- Sustained triple-digit growth, record-high quarterly revenue - Medicube PDRN product line cumulative sales surpassed 50mn units
<b>Beauty Device</b>	90,909	<b>132,740</b>	<b>+46.0%</b>	- Strong global demand, record-high quarterly revenue - New product launch: Booster Pro X2
<b>Others</b>	10,114	<b>8,052</b>	<b>-20.4%</b>	- Reduced contribution from non-core businesses
<b>Total</b>	266,033	<b>593,356</b>	<b>+123.0%</b>	

Overseas revenue grew +180% YoY, exceeding KRW 500 bn in quarterly revenue

Overseas revenue share increases from 71% → 89%

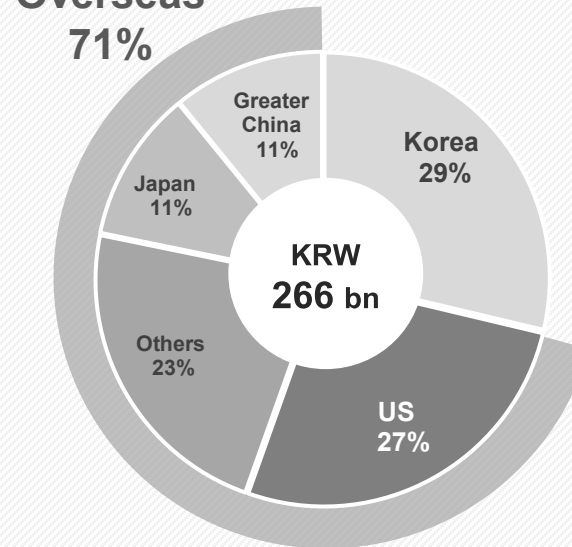
Domestic / Overseas Revenue

(Unit : KRW Mn)

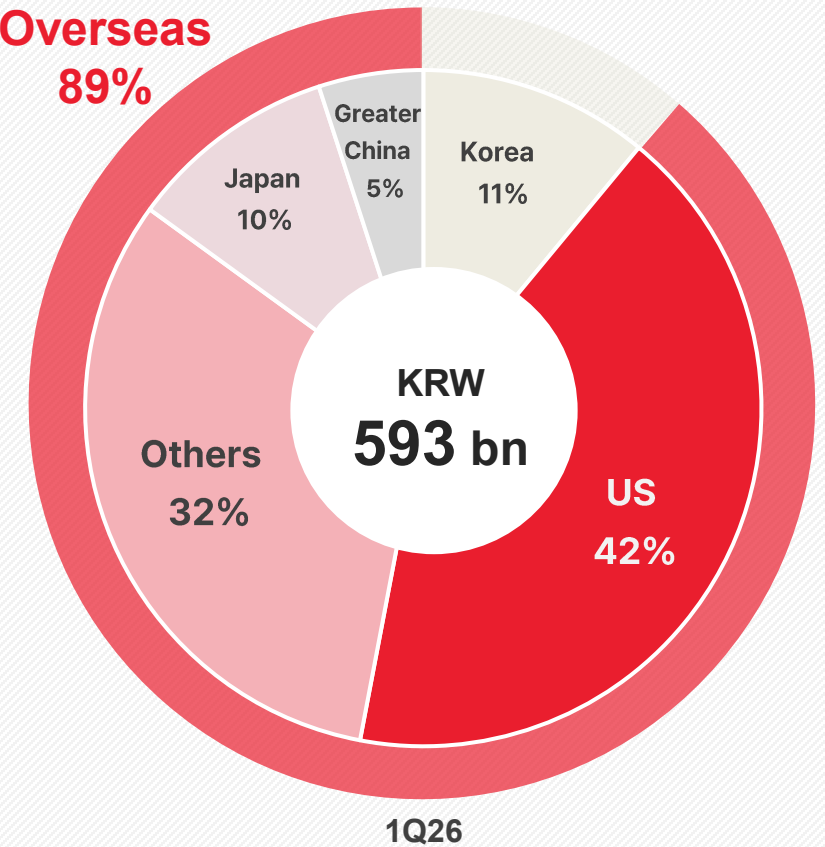


Regional Breakdown

Overseas 71%

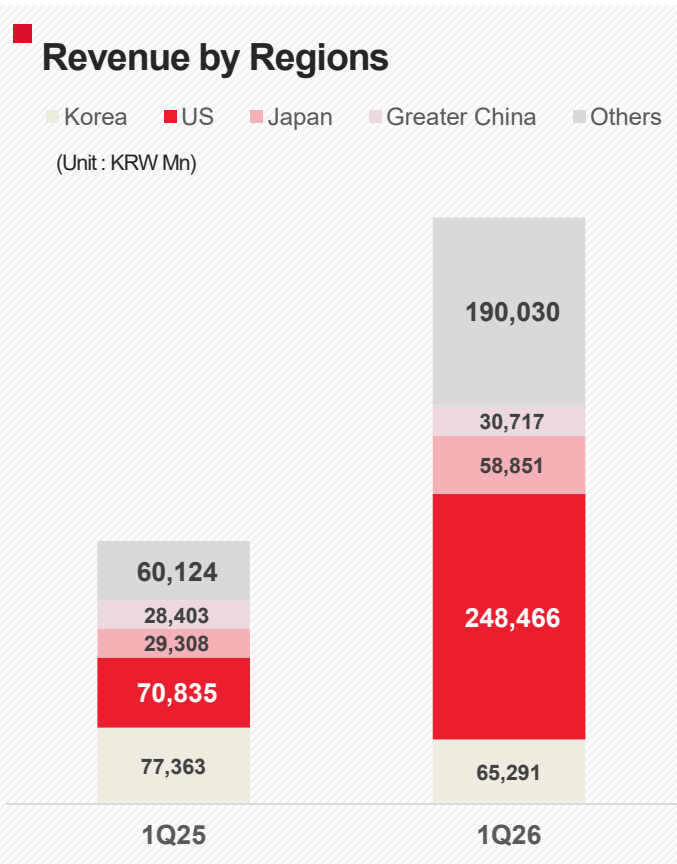


Overseas 89%



Sustained high growth as product and brand awareness expands across global markets

Strengthening global competitiveness through an expanded bestseller lineup and channel expansion



Regions	1Q25	1Q26	YoY	Key Notes
Korea	77,363	65,291	-15.6%	- Strategic pivot to core segments via non-core rationalization
US	70,835	248,466	+250.8%	- Solid demand continues in online channels - Offline expansion through entry into all 'Target' stores
Japan	29,308	58,851	+100.8%	- Demand momentum remain strong beyond seasonality - Cross-channel synergy powered by strong online and offline growth
Greater China	28,403	30,717	+8.1%	- Revenue generated by stable demand
Others	60,124	190,030	+216.1%	- High growth continued as demand expanded across global markets
<b>Total</b>	<b>266,033</b>	<b>593,356</b>	<b>+123.0%</b>	

## Financial Statements Summary (Consolidated)

### Income Statement

Unit : KRW Mn	FY25	1Q26
<b>Revenue</b>	<b>1,527,345</b>	<b>593,356</b>
COGS	356,728	136,443
<b>Gross Profit</b>	<b>1,170,617</b>	<b>456,913</b>
SG&A	805,096	311,346
Other Operating Income	20,973	11,022
Other Operation Expense	24,421	4,318
<b>Operating Profit</b>	<b>362,073</b>	<b>152,272</b>
Profit before Financing and Income Taxes	365,066	158,191
Profit before Income Taxes	364,304	157,115
Income Tax	74,649	39,851
<b>Net Profit</b>	<b>289,655</b>	<b>117,264</b>
Controlling Interests	289,655	117,264
Non-controlling Interest	-	-

### Balance Sheet

Unit : KRW Mn	2025.12.31	2026.03.31
Current Assets	545,836	731,818
Non-Current Assets	225,902	221,178
<b>Total Assets</b>	<b>771,738</b>	<b>952,996</b>
Current Liabilities	238,369	360,754
Non-Current Liabilities	87,569	85,662
<b>Total Liabilities</b>	<b>325,938</b>	<b>446,416</b>
Controlling Interest	445,800	506,580
Paid-in Capital	3,893	3,894
Other Paid-in Capital	13,217	13,330
Other Equities	452	-
Accumulated Other Comprehensive Income	987	1,114
Retained Earnings	427,251	488,242
Non-controlling Interest	-	-
<b>Total Equity</b>	<b>445,800</b>	<b>506,580</b>

Note 1) The Company has early adopted K-IFRS No.1118, Presentation and Disclosure in Financial Statements (IFRS 18), from the 2026 fiscal year. Accordingly, the prior-period financial information for 2025 has been restated under the same basis of presentation to enhance comparability, and the restated figures may differ from those previously disclosed.